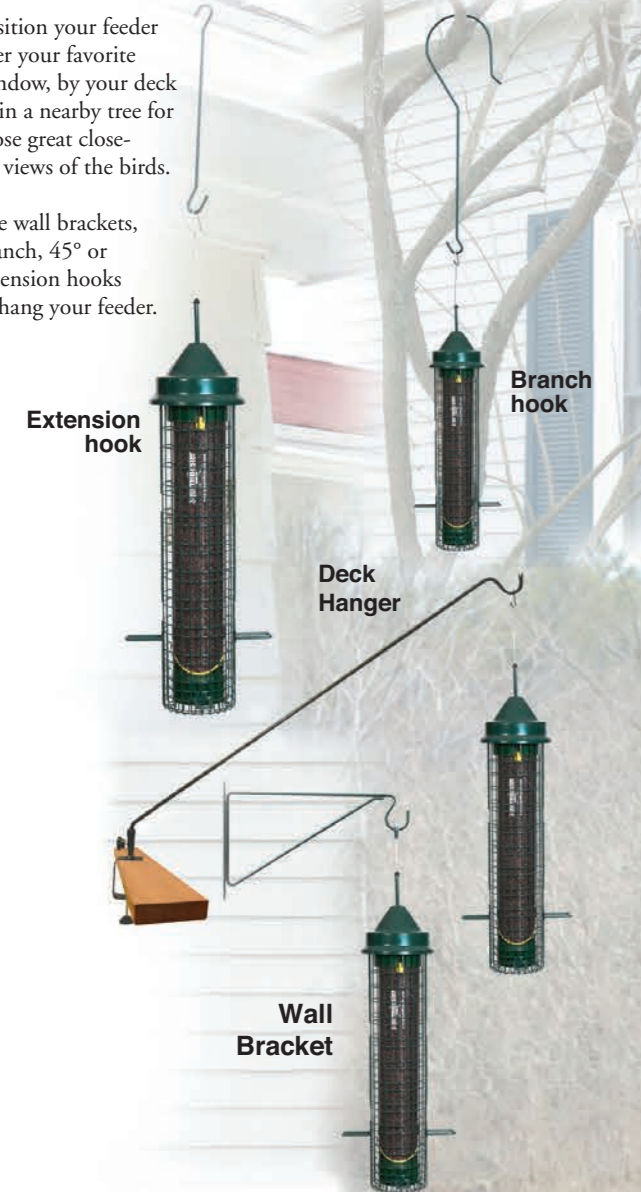


Freedom to Locate Your Feeder

Since you no longer have to worry about squirrels, you are now free to locate your feeder just about anywhere.

Position your feeder over your favorite window, by your deck or in a nearby tree for those great close-up views of the birds.

Use wall brackets, branch, 45° or extension hooks to hang your feeder.



Wild Bird Safety

The care and safety of wild birds is paramount to Brome Bird Care. In conjunction with the Wild Bird Feeding Industry, we invite you to review the 6-Step Program for creating your very own Wild Bird Sanctuary.

Here are six steps you can take to make the future brighter for birds:

1. Put out the welcome mat!

Habitat loss is the biggest challenge facing birds. You can help make your neighborhood more attractive to birds by landscaping with native plants that provide natural food sources, shelter from the elements and predators, and nesting sites. Providing feeders, nesting boxes and water also benefits birds. To learn how, stop by your local wild bird shop.

2. Prepare a proper menu.

Providing the appropriate foods year round will attract more birds to your yard and help ensure that they have a safe and nutritious diet. Refill feeders regularly with food desired by birds in your area. To pick the best menu, stop by your local wild bird shop.

3. Keep feed and feeding areas clean.

To help reduce the possibility of disease transmission in birds, clean feeders and feeding areas at least once a month. Rinse feeders with a 20% solution of white vinegar and warm water. Scrub birdbaths with a brush and replace water every three to five days to discourage mosquito reproduction. Rake up and dispose of seed hulls under feeders. Moving feeders periodically helps prevent the build up of waste on the ground. Keep seed and foods dry; discard food that smells musty, is wet or looks moldy. Hummingbird feeders should be cleaned every three to five days, or every other day in warm weather. It's good hygiene to wash your hands after filling or cleaning feeders.

4. Birds and chemicals don't mix.

Many pesticides, herbicides and fungicides are toxic to birds; avoid using these near areas where birds feed, bathe or nest. Always follow directions provided by chemical manufacturers. For additional information, visit your garden retailer.

5. Keep cats away from birds.

Scientists estimate that cats probably kill hundreds of millions of birds each year in the U.S. alone. This is a big problem, but it's easy to fix. Many people who enjoy feeding birds also love cats. The best solution is to keep cats indoors. They will lead longer, healthier lives, and your yard will be safe for birds. Install feeders in areas not readily accessible to cats, or install fences or other barriers to help keep stray cats from feeder areas. Collar bells, de-clawing and keeping cats well fed will not solve the problem.


6. Reduce window collisions.

Collisions with glass windows kill millions of wild birds every year. Depending on their size and location, some windows reflect the sky or vegetation, and birds are fooled into thinking they can fly through them. To eliminate this problem identify windows that cause collisions (typically larger, reflective windows, those near the ground, or those that "look through" the house). Attaching decorative decals or other decorations to the outside surface of the glass can reduce reflections. Feeder birds fleeing predators are vulnerable to window collisions. If this is happening at your house, consider moving feeders within three feet of the windows, so that birds cannot accelerate to injury-level speeds while flying away. Problem windows can be covered with a screen, so that birds bounce off, rather than hit the glass.

Squirrels are incredibly talented and persistent when it comes to bird food. Please share some of your "squirrelly" experiences with us. We will publish selected stories on our website, bromebirdcare.com

Typical Energy Values


Food	Caloric Value (per 100 g. /3.5 oz.)
Nyjer®	480 calories
Black Oil Sunflower Seed	500 calories
Peanuts	560 calories
Sunflower Hearts	600 calories
Pure Suet	800 calories



Frequently Asked Questions

What about raccoons and similar critters?

The Squirrel Buster Finch™ feeder is absolutely squirrel proof, but is not designed to deter raccoons or similar critters that can damage the feeder. Often they will drop the feeder to the ground and roll it around to extract the food. This can be minimized by latching your feeder with a snap hook that is tied to a hook or bracket.



What about bears and other larger animals?

Wild bird food is attractive to a wide variety of wild animals. If there is a problem, take your feeder in at night.

How long before birds come to a new feeder?

It could take several weeks for birds to feel comfortable around a new feeder. Birds have to find the feeder by sight and then make sure that it is safe. They are constantly aware of the threat of predators and will take the time to check out the surroundings. Placing the new feeder near bushes or trees will give the birds natural hiding places. To keep food clean and fresh, only fill about half full until the activity at your feeder increases.

When should I feed birds?

Any time of year is a good time to feed the birds! Feeding birds during the fall and winter months helps them to survive the cold weather. Nature's natural food supply is actually at its lowest in the Spring, also making it an important feeding season. During the Summer birds are establishing their territory, nesting and raising young. This is a time of high activity for the birds and a steady supply of dry seed is a welcome addition to their diet.

What happens if I stop feeding the birds?

Mother Nature has always provided for the birds. Birdseed from feeders is a bonus for wild birds and provides only a part of their nutritional needs. If you stop feeding the birds, they will continue to feed from natural sources just as they did before you began feeding them.

Brome Bird Care Legacy Commitment

One of the founding principles of Brome Bird Care is our commitment to reducing the negative impact of human activity on our planet. We achieve that, in large part, by building wild bird feeders that last a very long time, and don't need to be discarded because a single part needs to be replaced. Our commitment is to:

- Design products that are easy for people to maintain and repair.
- Build products that will last a long time by using materials that are tailored to their environment and are not easily damaged or worn out.
- Carry spare parts that are readily available to customers. Should a part wear out or break, it can be replaced and the product does not have to be discarded.
- Reduce the impact on our environment by ensuring that our products are 100% recyclable.
- Offer expert customer service to help owners with any needed maintenance or repairs.

SQUIRREL BUSTER HASSLE-FREE WARRANTY

Your Squirrel Buster Finch™ squirrel proof bird feeder is guaranteed to be free of material or manufacturing defects for a period of 24 months from the date of purchase as long as this product is used according to our instructions. Cosmetic scratches from squirrels or damage from raccoons, bears or other animals are not covered. Should you have any questions or need help, call Customer Care at 1-800-856-5685.

BROME
BIRD CARE

331 Knowlton Road • Knowlton, Quebec • Canada J0E 1V0
Toll-free: 800-856-5685 • Fax: 450-243-1322
www.bromebirdcare.com • info@bromebirdcare.com

Squirrel Buster® is a registered trademark of Brome Bird Care Inc. Squirrel Buster II™, Squirrel Buster Plus™, Squirrel Buster Classic™, Squirrel Buster Finch™, Squirrel Buster Mini™, Squirrel Buster Peanut +™, Dishwasher Safe Bird Feeder™, Detachable Component System™, Posi-Grip Perch System™, Seed Ventilation System™, Feeder Ventilation System™, RoxResin™, Cardinal Ring System™, Seed Saver Technology™, Legacy Construction™, No Mess - No Waste™ and Lifetime Product Design Code™ are trademarks of Brome Bird Care Inc.

Protected by U.S. Patents 6,253,707, 6,543,384, 6,945,192, 7,191,731, 7,739,982, Canadian Patents 2,297,553, 2,367,718. U.S., Canadian and EU Patents Pending.



PART NO. 1016-202

Squirrel Buster®

FINCH

WILD BIRD FEEDER



Guaranteed Squirrel Proof

2-Year Warranty

Dismantles for easy cleaning

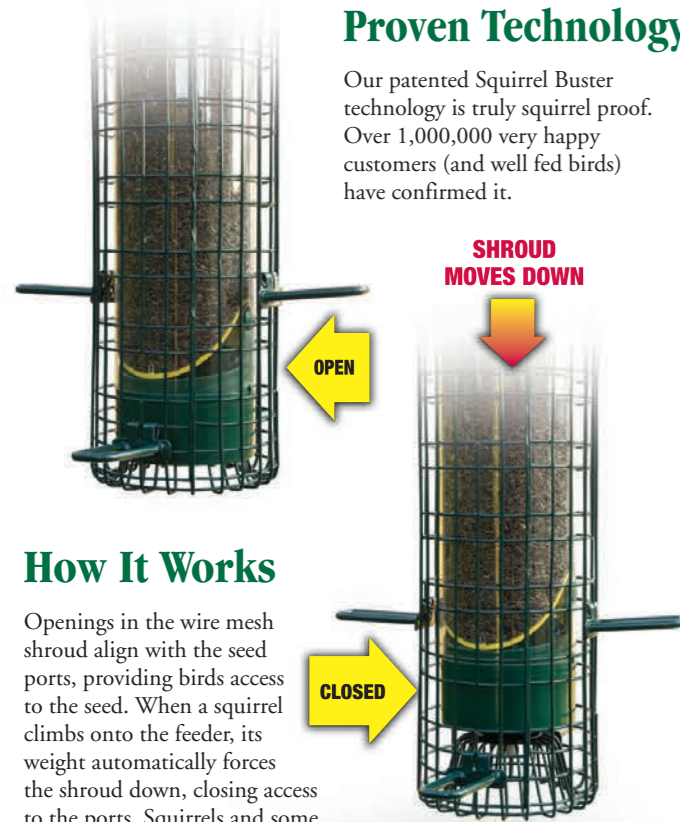
Seedsaver Technology™

Patented Squirrel Proof Design

Holds 1 1/2 quarts / 1.5 litres of seed
Model 1016

How It Works

Openings in the wire mesh shroud align with the seed ports, providing birds access to the seed. When a squirrel climbs onto the feeder, its weight automatically forces the shroud down, closing access to the ports. Squirrels and some large birds are foiled but **not harmed** in any way.



Proven Technology

Our patented Squirrel Buster technology is truly squirrel proof. Over 1,000,000 very happy customers (and well fed birds) have confirmed it.

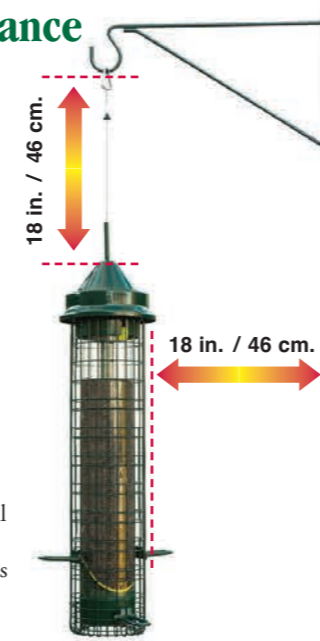


For both perching and clinging birds

Finches are very gregarious birds and love to either perch or cling when feeding. The 4 seed ports on the upper half of the Squirrel Buster Finch provide a surface area for clinging, while the 4 seed ports on the lower half of the feeder provide 4 perches. You will find a great amount of activity as the birds move from perching to clinging as they compete for a feeding position.

The Need for Clearance

Remember it is the squirrel's weight that triggers the closing mechanism. If a squirrel can reach over from a nearby foothold and avoid placing its weight on the feeder, it will be able to access the seed. Allow for at least 18 in. / 46 cm. of clearance around the feeder. This will force the squirrel to climb onto the feeder triggering the closing mechanism.



Owner's Guide

The spring mechanism is calibrated at the factory to hold 2.5 oz. / 70g. It will close fully at 5.3 oz. / 150 g. shutting out the smaller Red Squirrels, as well as the larger Gray Squirrels.

Note: Spring tension may vary depending on outside temperatures.

Birds by weight

Red-Breasted Nuthatch	0.35 oz. / 10 g.	Rose-Breasted Grosbeak	1.6 oz. / 45 g.
Chickadee	0.4 oz. / 11 g.	Yellow-Bellied Sapsucker	1.7 oz. / 50 g.
American Goldfinch	0.5 oz. / 14 g.	Red-Winged Blackbird	2.0 oz. / 52 g.
Common Redpoll	0.5 oz. / 14 g.	Evening Grosbeak	2.0 oz. / 56 g.
Pine Siskin	0.5 oz. / 14 g.	Northern Cardinal	2.0 oz. / 56 g.
Dark-Eyed Junco	0.7 oz. / 20 g.	Hairy Woodpecker	2.3 oz. / 66 g.
Tufted Titmouse	0.7 oz. / 20 g.	European Starling	3.0 oz. / 84 g.
White-Breasted Nuthatch	0.7 oz. / 20 g.	Jay	4.0 oz. / 112 g.
House Finch	1.0 oz. / 28 g.	Common Grackle	4.0 oz. / 112 g.
Purple Finch	1.0 oz. / 28 g.	Mourning Dove	4.0 oz. / 112 g.
Sparrow	1.0 oz. / 28 g.	Northern Flicker	4.6 oz. / 130 g.
Downy Woodpecker	1.5 oz. / 42 g.	Domestic Pigeon	9.0 oz. / 255 g.

Squirrels by weight

Douglas Squirrel	5 to 10 oz. / 140 to 280 g.
Red Squirrel	5 to 11 oz. / 140 to 310 g.
Gray Squirrel	12 to 26 oz. / 320 to 740 g.
Fox Squirrel	17 to 37 oz. / 480 to 1050 g.

A Clean Feeder is a Healthy Feeder

A clean bird feeder is as important to birds as clean dishes are to humans. Grimy bird feeders can be a source of food contamination. Wild birds will naturally avoid spoiled food. A clean bird feeder will attract more wild birds.

Cleaning

Wash the detachable components of the feeder with a solution of dish detergent and warm water. Rinse with a 20% solution of water & white vinegar, which acts as a mild natural disinfectant.

DO NOT PUT IN DISHWASHER. The high temperatures generated in a dishwasher could damage some components.


Warning: Bird droppings contain contaminants. Avoid skin contact.

Negative Grip Tube™

The negative grip tube prevents squirrels from grabbing the wire hanger with their hind legs, hanging down alongside the feeder and defeating the closing mechanism.

Detachable Component System™

The Squirrel Buster Finch™ feeder is designed to be dismantled by hand into individual components without the use of tools. This allows for easy cleaning and assembly.



Patented Seed Tube Ventilation System™

Damp and decaying seed decreases bird traffic and can spread disease. Most transparent bird feeder seed tubes trap solar energy just like a greenhouse. The warmer air in the Squirrel Buster Finch™ feeder rises and escapes through patented water-proof vents at the top of the feeder. The escaping, heated air is replaced by fresh air entering through the food ports as well as from the bottom of the feeder. Food remains fresh, attracting more birds.

